


Model Photos


The pilot models construction was through a group build consisting of Jerry Hamsmith, Ed Rethwisch, Chris Vanko, Bob Hanmer, Allen DeBaal and Brad Hanner.



These two photos show the contents of the kit.


On the left, the car body, brass wire lengths, a bag of parts, decals, and Plano metal running board and brake step.


On the right, the items from inside the parts bag. Various grab irons and sill steps, turnbuckles to be used as attachment point for the brake rods, Tahoe trucks, resin cast parts, Tichy AB brake sprue, and ladders (note the ladders will need to be modified to fit onto the car).



The cast resin parts included with the kit are noted above. Some of them may have substitutes you are more comfortable with.

Completed underframe





"B" end



Completed car ready to paint



Roof treatment for metal roofwalks

Attach 0.010" x 0.030" styrene to top of running board supports.

